



PCS Expense Report

Expense Report

Generated: August 09, 2025 at 08:23 PM
Total Expenses: 2
Total Amount: \$570,390.00

| Summary Statistics | |
|-------------------------|--------------|
| Total Expenses: | \$570,390.00 |
| Number of Transactions: | 2 |
| Average Expense: | \$285,195.00 |
| Highest Expense: | \$568,890.00 |
| Lowest Expense: | \$1,500.00 |

Expenses by Category

| Category | Amount | Percentage |
|----------------|--------------|------------|
| Chicken | \$568,890.00 | 99.7% |
| Transportation | \$1,500.00 | 0.3% |

Payment Method Breakdown

| Payment Method | Amount | Percentage |
|----------------|--------|------------|
|----------------|--------|------------|

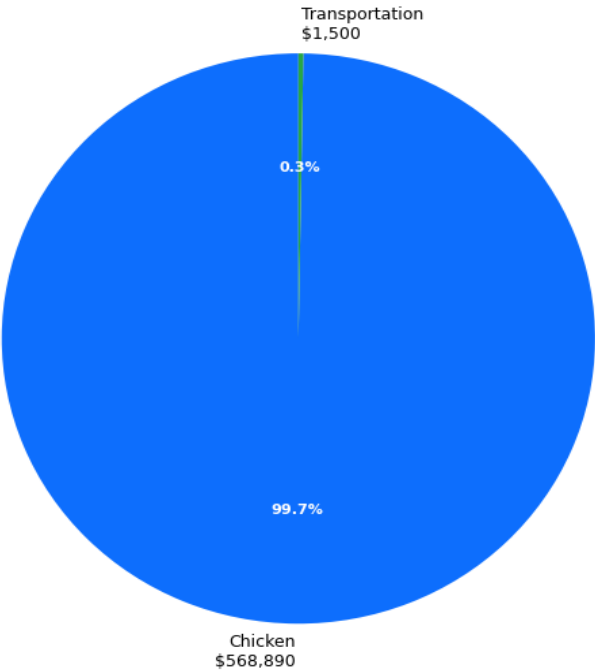
| | | |
|------------|--------------|-------|
| Unknown | \$568,890.00 | 99.7% |
| Debit Card | \$1,500.00 | 0.3% |

Monthly Spending Breakdown

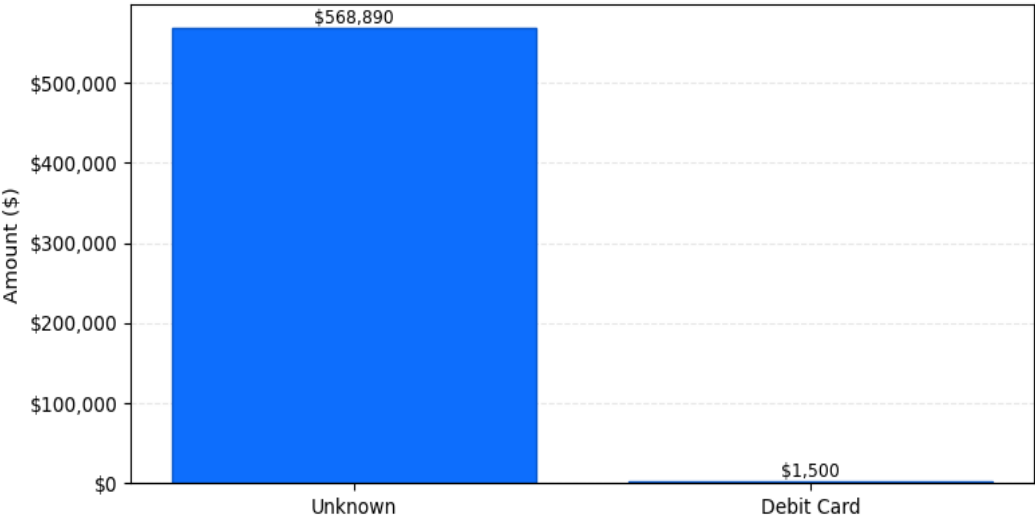
| Month | Total Spent |
|-------------|--------------|
| August 2025 | \$570,390.00 |

Visual Analytics

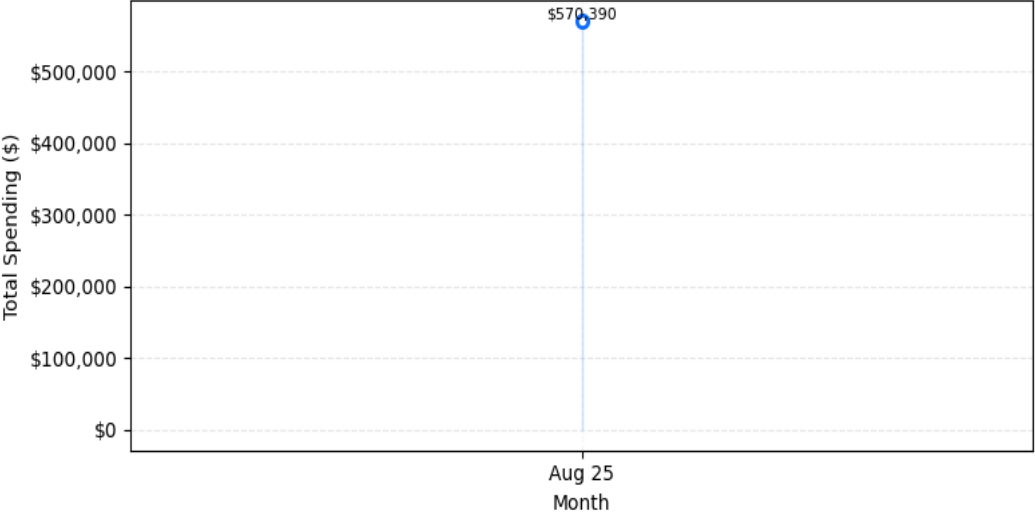
Expense Categories



Payment Methods Used



Monthly Spending Trend



Detailed Expense List

| Date | Title | Description | Category | Amount | Payment | Location/Vendo | Notes |
|------------|--------------|-------------|----------------|--------------|------------|----------------|-------|
| 08/09/2025 | Moving Truck | | Transportation | \$1,500.00 | Debit Card | U-Haul | |
| 08/09/2025 | lknjbk;' | | Chicken | \$568,890.00 | N/A | N/A | |