



PCS Expense Report

Expense Report

Generated: August 09, 2025 at 08:23 PM
Total Expenses: 2
Total Amount: \$570,390.00

Summary Statistics	
Total Expenses:	\$570,390.00
Number of Transactions:	2
Average Expense:	\$285,195.00
Highest Expense:	\$568,890.00
Lowest Expense:	\$1,500.00

Expenses by Category

Category	Amount	Percentage
Chicken	\$568,890.00	99.7%
Transportation	\$1,500.00	0.3%

Payment Method Breakdown

Payment Method	Amount	Percentage
----------------	--------	------------

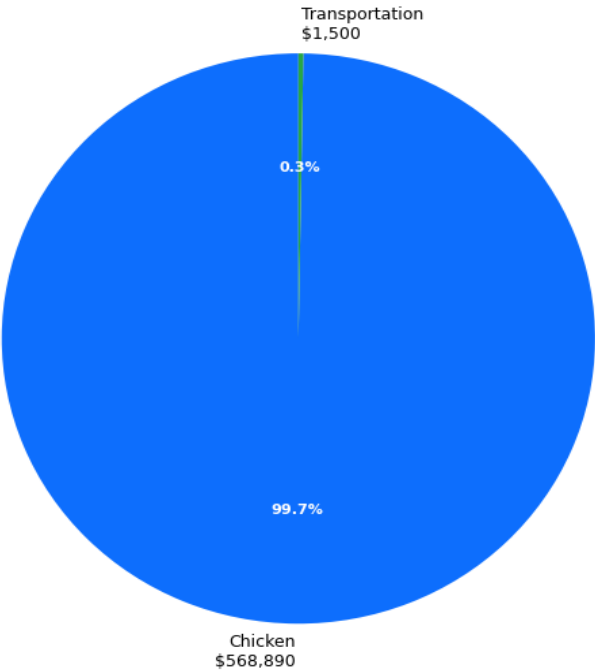
Unknown	\$568,890.00	99.7%
Debit Card	\$1,500.00	0.3%

Monthly Spending Breakdown

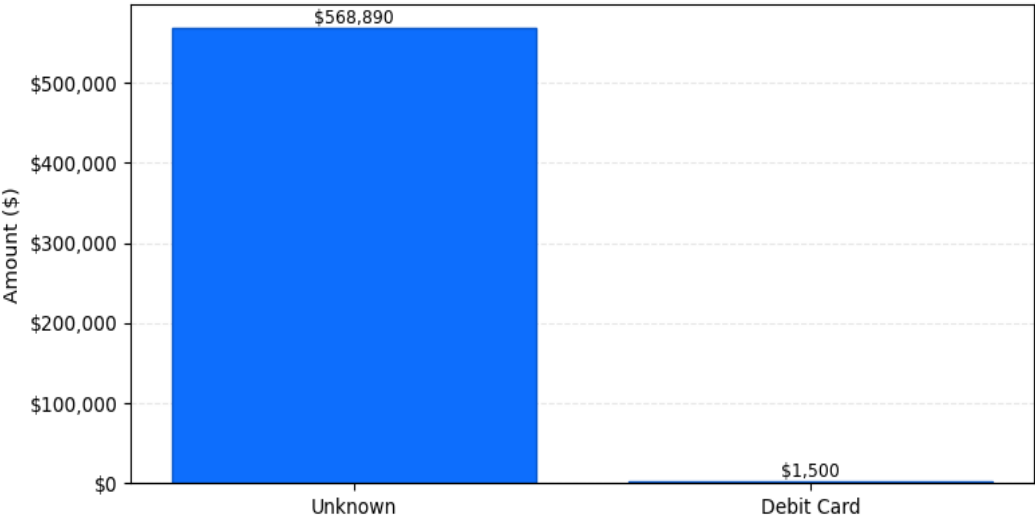
Month	Total Spent
August 2025	\$570,390.00

Visual Analytics

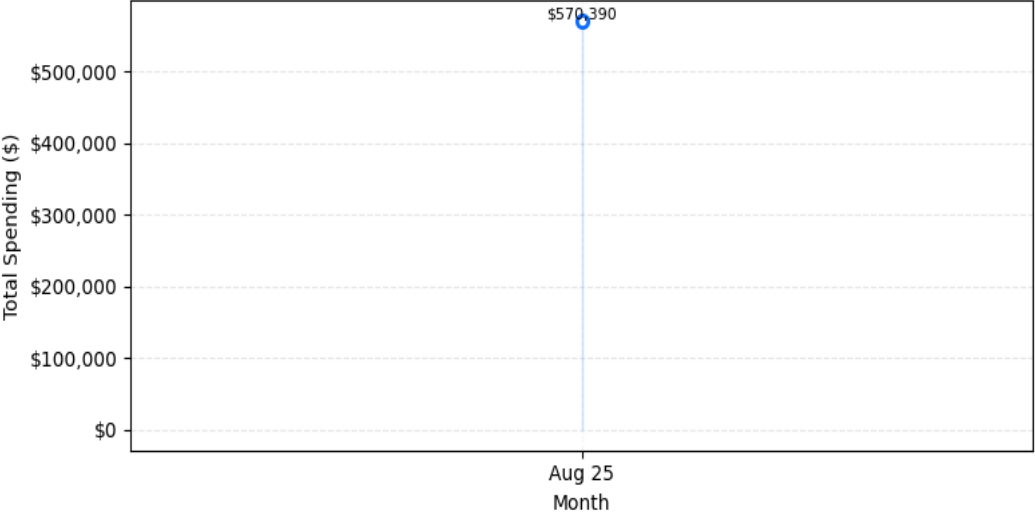
Expense Categories



Payment Methods Used



Monthly Spending Trend



Detailed Expense List

Date	Title	Description	Category	Amount	Payment	Location/Vendo	Notes
08/09/2025	Moving Truck		Transportation	\$1,500.00	Debit Card	U-Haul	
08/09/2025	lknjbk;'		Chicken	\$568,890.00	N/A	N/A	